

**A P P L I C A T I O N   N O T E**

*Doc. - Ref. 140-X  
Version : March 2014*



**Chime option is available for XL, XLL, XT and XV Videofied® alarm panels and their variants running on firmware version\* 03.91.XX.XXX and later.**

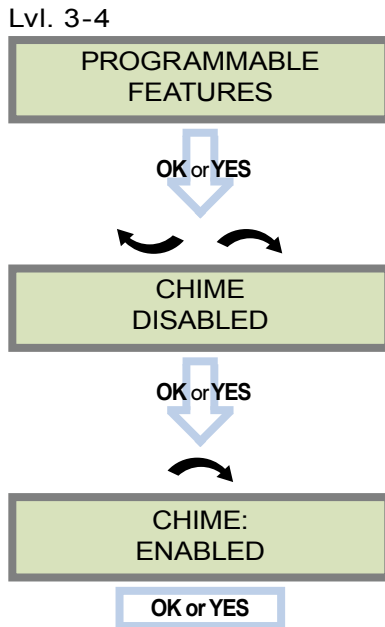
*In order to check the firmware version, enter the following code in the standby menu when the panel is DISARMED : 000000+YES.*

With the Chime option enabled on a Videofied® alarm system, a SE200 indoor siren, a XMA, XMB or WMB keypad (05.33 and later version\*) will be able to ring when a door contact triggers.

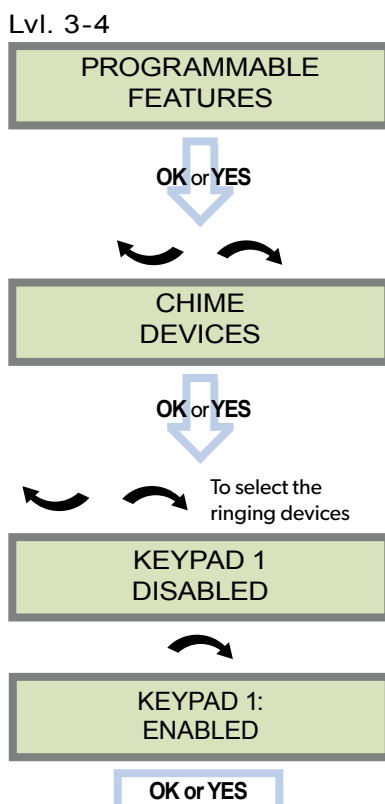
\* You can find the keypad version on :

- The packing box label
- The label on the back of the keypad
- If the keypad is already mounted, the label inside.

**Enable Chime option**



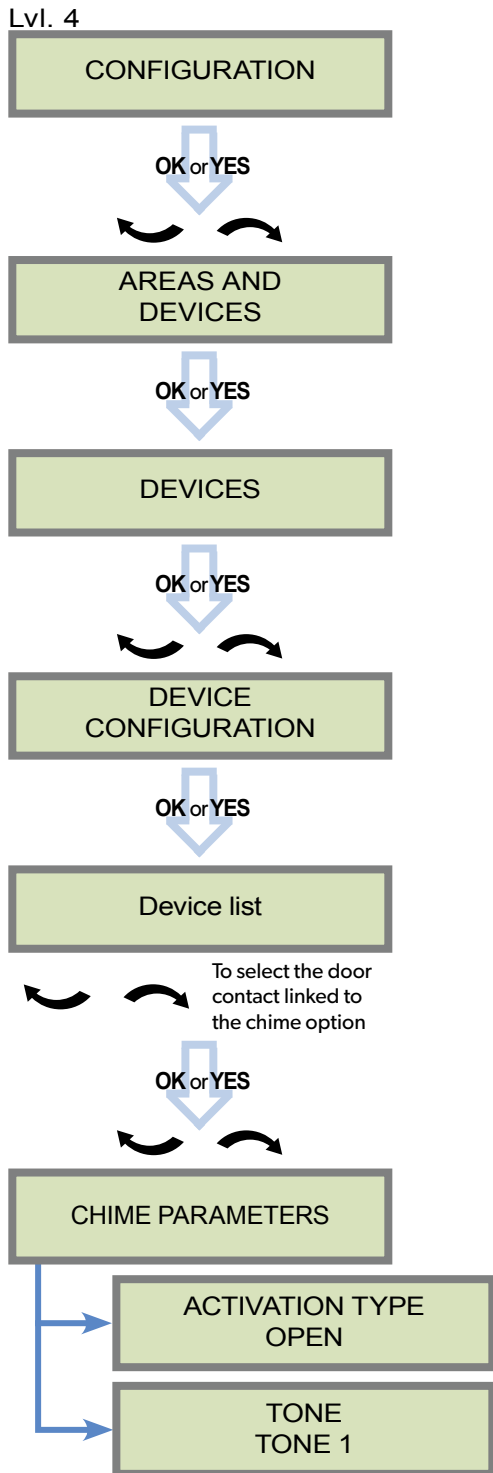
**Define the active indoor sirens and keypads**



List of indoor sirens and XMA/XMB keypads registered on the alarm system



Access to door contact chime parameters



Chime trigger option : **Open, Closed, Open and Closed**

Two tones are available for the chime option : **Tone 1 and Tone 2**

EMEA SALES

23, avenue du Général Leclerc  
 92340 BOURG-LA-REINE  
 FRANCE  
 E-Mail : emeasales@rsivideotech.com

North American Headquarters

1375 Willow Lake Blvd, Suite 103  
 Vadnais Heights, MN 55110  
 USA  
 E-Mail : usasales@rsivideotech.com

